



## May newsletter

Every month seems to be busier than the last and May is no exception. We are all looking forward to our annual Salads & Sweets luncheon. In addition to wonderful food to share, we can shop our De-Stash Sale and participate in the mini raffle. Thank you to Nadine Darby for donating a beautiful miniature for the raffle. As you know this is one of our major fund raisers for the year.

The Red Boot retreat in Hillsboro was a huge success. It is a wonderful facility. I think everyone had a great time. Our next guild retreat will be in September. We will be going to Stitchin Heaven in Quitman.

I hope everyone stays healthy and happy.  
Happy quilting! Kathy

## Salads & Sweets - May Meeting

I'm looking forward to May 16th for our De-Stash Your Stash Event and Salads and Sweets Lunch. For our Salads and Sweets it is your choice of whether to bring a salad or sweet to share. I have 3 people coming at 12 p.m. to help set up. I could use a few more helpers to set up if anyone is interested. My phone number is 469-450-3356 you can call or text. Mary Marrone and Suzanne Powell

## De-Stash Your Stash Sale - May Meeting

Roll larger pieces and tie with curling ribbon. Smaller pieces in Ziploc bags. Use name tag stickers or paper attached to cloth to identify - price color sticker in dollar increments, yardage, or inches. (Please make sure your donation is usable-large enough to add to a quilt- many fat quarters or larger etc.)

Color code can be by sticker or crayon/marker on paper attached to fabric. If using tape, please do not use one that will leave a sticky residue such as packing tape.

● Green \$1.00 
 ● Blue \$2.00 
 ● Yellow \$3.00 
 ● Pink \$4.00 
 ● Red \$5.00 
 ○ White

for more than \$5.00 Write in your price.

**Pick up your items if they do not sell and you want to keep them.** If left, they will be donated to charities.

No magazines but books ok. Patterns for quilts ok but **not** for clothes.

You can sell buttons, seam binding, thread, rickrack etc. Put in a baggie and mark as above.

**The proceeds from the sale will go directly to the guild-not individuals.**  
**Declutter your Quilt Closets!!!** Jean Ann Clarke, Chairperson

**Next Meeting**  
**Tuesday, May 16**

**Doors Open 12:00**  
**Meeting 1:00 - 3:00**

**First Christian Church**  
**1800 W. Hunt St.**  
**McKinney, Tx**

## INSIDE THIS ISSUE:

Advertisers/Rates	2, 3,6
Birthdays	3
Block of the Month	4
Committees	4,5,6,9
Content	1
De-Stash Your Stash	1
Door Prizes	5
Education Demos	3
Minutes	2
Mtg Time & Place	2
Newsletter Dead-line	2,9
Officer List	6
President Letter	1
Programs	1,4
Raffle Quilt	8
Show & Tell	7
Sunshine & Shadow	5
Treasurer Report	2
UFO Article	9
What To Bring	9
Yearbooks	5

**MCKINNEY QUILTER’S GUILD MEETING MINUTES  
Tuesday, April 18, 2023**

Kathy Chambliss – Welcome to all members and visitors  
Karletta Pruszynski – 42 members and 6 visitors present.

No changes to the minutes and treasurer’s report for March were made, they will be filed for audit.

**Betsy Whiteman and Lonetta Ingram**, Sunshine and Shadows:

Jean Ann Clarke’s father passed; Kathleen LoSapio’s daughter Alis passed; Sandie Griego’s husband is home from the hospital; Lonetta Ingram’s husband is home; Joan Matlock is having back issues.

The guild made a donation to Kathleen LoSapio’s fundraiser in her daughter’s memory to build a new playground.

**Lisa Terry**, Education update – Bonnie Landon has fixed the issue with the member area of the website. Members can go in and edit the information they want available to other members.

**Cynthia Fisher**, current “McKinney Bright Lights” Raffle quilt – tickets still available, name will be drawn at the May meeting.

**Elaine Henry**, new “Garden Party” Raffle quilt – will be previewed at the May meeting.

**Sharon Wilhelm**, New directory – now available to all members and enough for new members. Sharon will include pictures of new members at the end of each newsletter to add to the directory.

Operation Quilted Comfort – kit cutting and sewing dates will be announced soon to meet at Sharon’s house to cut new kits and sew new quilts.

**Roxy Gross**, BOM – patterns will continue to be published each month and become a bit more challenging.

**Carol Surrells and Lisa Terry**, Red Boot Retreat – everything in place for 22 members to attend the retreat.

**Jean Ann Clarke and Deb Merrill**, De-stash sale – please mark your items in advance if possible (color coding in the March newsletter) or drop items off at Jean Ann or Deb’s house.

**Mary Marrone**, (not present) – May Salads and Sweets - members, please bring a salad or dessert to the May meeting.  
Show and Tell

Suzan Crocker introduced Allen Mizdail and his wife to present his collection of Victorian glass buttons.

Door prizes

Meeting adjourned at 2:50 pm

Minutes submitted by Gisele Oakes, Secretary

**Newsletter Submissions Deadline: 1st Thursday. Please submit or contact your newsletter editor.**

Treasurer’s Report For March 2023	
<b>Beginning</b>	<b>\$ 24,617.84</b>
<b>Deposits</b>	<b>\$ +2,243.00</b>
<b>Distribution</b>	<b>\$ -7,775.66</b>
<b>Ending</b>	<b>\$ 19,085.18</b>
<b>Total \$ collected For Raffle Qlt</b>	<b>\$ 1,401.00</b>
<b>Carol Surrells, Treasurer</b>	

**Advertising Rates**

Business Card ( 3 1/2" x 2" )	\$ 6.00/month or \$12.00/quarter ( 3 consecutive mos. )
Quarter Page ( 4 1/4" x 5 1/2" )	\$10.00/month or \$24.00/quarter ( 3 consecutive mos. )
Half Page( 5 1/2" x 8 1/2" )	\$15.00/month or \$36.00/quarter ( 3 consecutive mos )

Format: Microsoft Publisher or Word, PDF or JPEG.

Contact the Newsletter Editor Sharon Wilhelm 972-424-7791 or sharonwilhelm@tx.rr.com

Payment to McKinney Quilters Guild and Mail to Sharon Wilhelm, 1809 Midcrest Dr, Plano, Tx 75075





**Quilting Demonstration**

Due to the activities planned for our May meeting, there will be no quilting demo this month. But we're making plans for future demos!

Please contact Lisa Terry if there is a specific skill you would like to see, chances are very good others would like to see it also.

We have so many talented members in our guild. Please consider sharing a skill in future months, volunteers are still needed.

Lisa Terry



972-661-0044

7989 Belt Line Rd. Suite 142  
 Dallas, TX 75248  
 info@sewletsquiltit.com  
 www.sewletsquiltit.com

- Fabric and Notions
- Custom Quilting
- APQS Machine Training & Rental
- Classes



**Important Announcement from owners of Sew Let's Quilt It:**

After 12 years of being the quilting service business, Sew Let's Quilt It is announcing that the retail side of the shop is for sale. This would include all inventory, online business operations, and anything associated with the retail business operations. The longarm quilting services and equipment are not included in this sale.

Sew Let's Quilt It is **NOT** closing at this time.

The store is **OPEN** and will be operating as usual through September!

## Our Block of the Month Program

Please join us in making red, white, and blue fabric blocks (one or more) to donate to the guild to make tops for our Veterans program. There will be 9 different star block patterns. Instructions for each block will appear monthly in the newsletter and instructions for all 9 blocks will be on our website.

Current tally: Jan – 9; Feb – 11; March – 8; April 3.

### May Block of the Month: Indian Star

The Indian Star quilt block is a wonderful way to introduce the popular flying geese pattern.

Unfinished Block size  $12 \frac{1}{2}'' \times 12 \frac{1}{2}''$  (12" finished)

Fabric needed: background, one red and one blue fabric.

Background: Four squares  $3 \frac{1}{2}''$ , One square  $7 \frac{1}{4}''$  bisect on diagonal both ways

Red: four squares  $3 \frac{7}{8}''$  and bisect on one diagonal for flying geese.

Blue: four squares  $3 \frac{1}{2}''$ ; two for center four patch and 2 for right top and bottom left corners.

Using blue and background fabric, make 1 four-patch for the center.

Using red and background fabric, make four flying geese. There is a great online tutorial showing 5 different ways to make flying geese blocks:




<https://kristinesser.com/2018/07/12/how-to-make-a-flying-geese-block-5-different-ways/>

If you do not want to make flying geese blocks, you can use  $3 \frac{1}{2}''$  squares to make 8 HST using red & background fabrics.

Layout blocks as shown and sew together.

Check out the quilts below when Indian Star blocks are combined.

Happy sewing, Roxy



### Tuesday, June 20 Program – "Sashings, Bold and Dangerous"

Sharon and Loren Wilhelm

#### How They Can Make Or Break Your Design!

*Sometimes we get the blocks finished and we are at a stopping point trying to decide what sashing or setting to put with those blocks. Some are so old we have to be very creative to blend the old with the new. We will give you some examples of things that just happened and some that were planned. We will be showing a display of quilts and hopefully inspire you to get those blocks out and finish those quilts.*



*For Show and Tell, bring your challenging quilts demonstrating your creativity with Sashings and Settings.*





## Project Linus

### Collin Cooke Grayson Rockwall Texas Chapters

Project Linus continues to supply blankets for children in hospitals in Collin, Cooke, Grayson and Rockwall Counties as well as the sheriff's departments in those four counties, Sleep in Heavenly Peace, an organization that provides beds for children (while we provide the twin size quilts for covers),

Hope Women's Center in McKinney (receiving blankets and baby quilts), Samaritan Inn, Community ISD, Josephine and Rockwall Police Departments.

We appreciate donations of yarn, fleece, fabric yardage and money to buy supplies as well as quilts, quilt tops, backs and batting. Thank you so much to those of you who donate a quilt often!

Elaine Henry - quiltqueen111@gmail.com

### Sunshine and Shadows

Thanks everyone for the continued prayers for many of our members and families.



#### Sunshine

**Mary Ann and John-** John is taking a new medicine that builds up gradually and is helping some with no side effects. MRI did not show any changes, can do injections for back pain. Sign papers on new house May 15 and begin the move.

**Lonetta's husband, Jim,** had surgery again last Monday, home Friday and the best out come - no cancer but a pooling of blood that was affecting his speech. Begins outpatient rehab 3 days a week to get strength back. He asked when he can go back to playing golf and Dr said 4 weeks. All sounds good.

**Sandie Griego's husband, Chris** had 4 Dr appointments in 2 weeks and all had glowing reports on his progress. Surgeon released him with rehab next 3 months.

#### Shadows

Betsy Whiteman's oldest son, John, died of a massive heart attack last Saturday. He was 49. Things move a lot slower in California. There will a family memorial service in October. He did know Jesus, so we are assured that we will see him again in Heaven.

### April Door Prize Donors

Our Donations for our Door Prizes are overflowing! **Thank you** to our Guild Members and to our sponsors! Also to Malinda and Cynthia for the gathering! If you find the you cannot use the donated gift card, you might try to offer it to another member who lives closer to the shop. And always thank the Quilt Shops for their generous gifts to our Guild.



Door prizes awarded in April 2023 were donated by the following:

Downtown Dry Goods, McKinney, TX  
 Fabric Fanatics, Plano, TX  
 Fabrics 4 You, Seagoville, TX  
 Kaleidoscope, Whitesboro, TX  
 Not Your Mama's Quilt Store, Plano, TX  
 Quilt Country, Lewisville, TX  
 Quilt Mercantile, Celeste, TX  
 Sew Let's Quilt It, Dallas, TX  
 Stitched With Love, McKinney, Tx  
 The Old Craft Store, Carrollton, TX

Cynthia Kullberg & Malinda Krzyzanowski

**Yearbook/Directory Additions and Edited Pages  
 are at the Membership Table.**

**Quilt Hangers**



**By Quilt Ideas**

**Quilt Hangers  
& Accessories Div.**

1809 Midcrest Drive  
Plano, Texas 75075  
Phone 972-424-7791  
Email: [patterns@quiltideas.com](mailto:patterns@quiltideas.com)  
Websites: [www.quiltideas.com](http://www.quiltideas.com)

*Loren & Sharon Wilhelm*

**Pinkeys Too Quilt Shop**  
1300 W Audie Murphy Pkwy #1,  
Farmersville, TX 75442  
[972\) 784-3080](tel:9727843080)  
[Pinkeystoo.com](http://Pinkeystoo.com)

Monday	10am - 5pm
Tuesday	10am - 5pm
Thursday	10am - 5pm
Friday	10am - 5pm
Saturday	10am - 2pm
Wednesday & Sunday Closed	

<b>McKinney Quilter's Guild: 2023 Officers</b>	
President: Kathy Chambliss <a href="mailto:mkchambliss@yahoo.com">mkchambliss@yahoo.com</a>	214-395-2154
Vice President: Suzan Crocker <a href="mailto:suzq1623@gmail.com">suzq1623@gmail.com</a>	469-964-4566
Secretary: Gisele Oakes <a href="mailto:giseleoakes@hotmail.com">giseleoakes@hotmail.com</a>	817-966-8445
Treasurer: Carol Surrells <a href="mailto:ol.surrells@verizon.net">ol.surrells@verizon.net</a>	214-697-5318
Membership: Karletta Pruszynski <a href="mailto:chahta-proud@accnavsystems.net">chahta-proud@accnavsystems.net</a>	C/214-394-1390
Education: Lisa Terry <a href="mailto:aterry27@gmail.com">aterry27@gmail.com</a>	C/469-733-6394
Information Officer & Newsletter Sharon Wilhelm <a href="mailto:ronwilhelm@tx.rr.com">ronwilhelm@tx.rr.com</a>	972-424-7791 C/972-743-3575
Website: <a href="http://www.mckinneyquiltersguild.net">http://www.mckinneyquiltersguild.net</a> Webmaster: Bonnie Landon <a href="mailto:bonnie.landon@icloud.com">bonnie.landon@icloud.com</a>	214-707-6745

**2023 Committees and Chairpersons**

**Block of the Month**-Roxy Gross/Bertie Ferrell

**De-Stash Your Stash** Jean Ann Clarke-Chair, w/Melissa Hoffman, Susan Maddox, & Deb Merrill

**Sweets & Salads**- Mary Marrone, Chair & Suzanne Powell helping

**Door Prizes**- Cynthia Kullberg and Malinda Krzyzanowski

**Education** -Lisa Terry

**Facilities** - Guild Member

**Friendship Blocks** - Mary Ann Baltzer/Bertie Ferrell

**Meals on Wheels** -Gisele Oakes -Harvest Boxes and Santa Bags

**Membership** - Karletta Pruszynski

**Newsletter, Publicity and Yearbook/Directory** - Sharon Wilhelm

**Operation Quilted Comfort/Veterans**  
Sharon Wilhelm/Gisele Oakes

**Photographer** - Donna Mikesch/Annalee Smith

**Programs, Workshops, & Facilities**  
Suzan Crocker -Chairperson

**Project Linus** - Elaine Henry

**Raffle Quilt 2023** - Elaine Henry & Comm.

**Retreat/Spring** - Red Boot Retreat- Hillsboro, Tx Carol Surrells & Lisa Terry

**Retreat/Fall** - Stitchin Heaven, Quitman, Tx Suzan Crocker - Chairperson

**Retreat/ Day - Open**

**Ryan's Case for Smiles** - Carolyn Kerr

**Sunshine and Shadows** - Lonetta Ingram/Betsy Whiteman

**UFO Projects** - Candy Koharchik/Bertie Ferrell

**Ways and Means** - Officers

**Website** Bonnie Landon



### April's Show & Tell Pictures






**“Garden Party” 2023 Raffle Quilt**  
**100” x 100”**

Pattern by Pat Speth/Nickel Quilts <https://patspeth.com/at@patspeth.com>

The quilt is set and at the quilter, Joe Henry. How exciting is this! You all really came through. Can hardly wait to see it!

Don't forget to please join Pat Speth's Facebook Group and post pictures of the block(s) you made. We will post a picture of the finished quilt! You may find the pattern for this quilt on her page for \$8.00. There are lots of others as well. <https://www.facebook.com/groups/patspeth>.

Elaine Henry, 2023 Raffle Quilt Chairman [quiltqueen11@gmail.com](mailto:quiltqueen11@gmail.com)



**MAY MINI RAFFLE QUILT**

Nadine Darby has created and donated this beautiful Mini quilt for our May fundraiser. Raffle tickets will be \$3 each or 2 for \$5. Come ready with cash, checks or credits cards to support our guild.

Gisele Oakes



**RED BOOT RETREAT Recap & Spring Retreat 2024**

22 quilters had a wonderful time at the retreat. We completed lots of projects, made new friends and had wonderful food. We have the 2024 spring retreat booked at Red Boot for May 1 - 5. Mark your calendars!

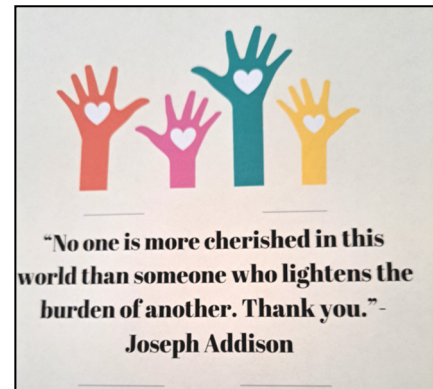
Carol Surrells and Lisa Terry – Co-chairs



### What to bring to the May 16 Meeting

- Be sure to **bring your De-Stash Stash priced and ready to sell!**
- Bring your **Salad or Sweets** for the Luncheon.
- Wear your **Name Tag** as we have lots of new members. Holders available at check in table.
- Sign in and get your **Door Prize Ticket.**
- **Record your volunteer hours for 2023.**
- Meet and sit by one of our new members in case they have questions.
- Turn in your **pillowcases** for Ryan's Case For Smiles to Carolyn Kerr.
- **Valerie Mietus - May Greeter**
- Bring your 2023 BOM April Block "Joy Star" in red, white and blue. Instructions found in the newsletter and on the website.
- Bring you cash, checks, or credit cards to purchase quilting items you just can't live without.
- Buy some tickets on the precious Mini Appliqued, hand quilted Miniature Quilt by Nadine Darby.

### Ryan's Case for Smiles



"We had 36 pillowcases turned in at the April meeting. April was National Volunteer Recognition month so a special shout out to all volunteers at MQG!" Carolyn Kerr ckerr0165@gmail.com

### UFO's? Me Too!

UFO Challengers: I will not be at the May meeting, so if you have completed tasks for the challenge, please text or email me.

Candy Koharchik,  
[musicalrosary@tx.rr.com](mailto:musicalrosary@tx.rr.com);  
 214-585-1317 (cell)

### Operation Quilted Comfort for Veterans

Sharon Wilhelm house, 1809 Midcrest Drive Plano, Tx 75075  
 972-424-7791 sharonwilhelm@tx.rr.com

We are still collecting red, white, blue and patriotic fabrics and large "Cotton" batting scraps. We try to stay budget neutral with gifts from your stash. There will be kits including fabric for piecing, quilting & binding at every meeting to pick up and take home. You may do some or all of the kit and bring it back to the next meeting. We need piecers, quilters and binders to help. **Bring your lunch or snack and drink.** We will have 3 cutting stations, 2 pressing stations, Lots of Fabric and Patterns to pull from for the kitting.

#### When: Workshop for sewing the Kits into Quilts, Pillowcases or Laundry Bags...

**Bring you sewing machine, thread and bobbins, & scissors.**

<b>Saturday</b>	<b>May 13</b>	<b>10:00 - 3:30</b>
Wednesday	July 12	10:00 - 3:30

#### Workshop for Cutting the fabric into kits --Everything is furnished.

Saturday	June 10,	10:00 - 3:00
----------	----------	--------------

RSVP to: **Sharon Wilhelm, Chairperson 972-424-7791 or sharonwilhelm@tx.rr.com**

Mark your calendars. Please help any and all times you can. Thanking you in advance for your service.

Directions and supplies to bring will be emailed to the ones on the list. To be added to the list or check to see if your name is on the list, email me at the address above.

A big THANK YOU to Evelyn Davis for helping with cutting batting for 32 Kits. Sorting, measuring, listing and labeling all the donated batting scraps. YEAH!

**Newsletter Submissions Deadline: 1st Thursday. Please submit or contact your newsletter editor.**