

Block of the Month

Happiest of New Years to you and your families!

This year's Block of the Month project is a mystery quilt entitled "Home for every season". Each month a block pattern will be presented at the monthly meeting, in the newsletter and on our website. I'm hoping you will make 2 blocks: one for your quilt and one to make a quilt to donate to the Veteran's Program. This year you will keep the blocks you make each month. In September, you'll get finishing instructions to put the blocks together for a completed top.

If you are going to participate in the project (and I'm really hoping you do), please let me know by signing up at the meeting or dropping me an email (roxygross6@gmail.com). I want to get an idea of how many quilts we will have for Veterans Day and to be able to send you some extra hints along the way.

I am excited to introduce the first block for this year's BOM mystery quilt, the LeMoyné Star

Fabric Needed

Background: Four $3\frac{1}{2}$ " squares (corners) and four $4\frac{1}{4}$ " squares (for HST).



One $2\frac{1}{2}$ " x $12\frac{1}{2}$ " strip (for top of the star block).

Four red $4\frac{1}{4}$ " squares and four blue $4\frac{1}{4}$ " squares (for HST).

Make four red & background HST & four blue & background HST.


Using $4\frac{1}{4}$ " square, put right sides together, draw a diagonal line down the center and sew $\frac{1}{4}$ " on either side of the line. Cut along the line forming 2 HST. Iron with dark side on top. Trim to $3\frac{1}{2}$ ".

Make four red & blue HST using the same method above.



Lay out squares as shown below and sew together.

Unfinished block should measure $12\frac{1}{2}$ " x $12\frac{1}{2}$ ".



Sew a background strip ($2\frac{1}{2}$ " x $12\frac{1}{2}$ ") to the top of the star block.

Alternative: Make the star using 8 different color fabrics or make it using one color star fabric.

Happy Sewing, Roxy