



THE QUILTING TIMES



It was so good to see so many of you at our January meeting. If anyone is interested in helping organize a Barn Quilt tour, please let me know. I think it would be a fun and different outing later this spring. I attended Suzy Parron's workshop a few years ago. I had a great time designing and painting a barn quilt. It might be time to try another.

We have some great speakers scheduled this year. I'm hoping for all of us to improve our skills, explore new techniques and to continue building friendships. Happy quilting, Kathy

**Next Meeting
February 20, 2024**

**Doors Open 12:00
Meeting 1:00-3:00**

**First Christian Church
1800 W. Hunt St.
McKinney, Tx**

INSIDE THIS ISSUE:

| | |
|---------------------|-----------|
| Advertisers/Rates | 3,4,5,7,8 |
| Birthdays | 6 |
| Block of the Month | 7 |
| Committees | 3,5,6,7,8 |
| Content | 1 |
| Door Prizes | 6 |
| Education Demos | 3 |
| May Mini Madness | 9 |
| Minutes | 2 |
| Mtg Time & Place | 1 |
| Newsletter Deadline | 4 |
| Officer List | 5 |
| President Letter | 1 |
| Programs | 1,3 |
| Pictures | 4 |
| Raffle Quilts | 3,9 |
| Retreat-Red Boot | 11 |
| Sunshine & Shadow | 6 |
| Treasurer Report | 2 |
| UFO Projects | 10 |
| What To Bring | 11 |

February Guest Speaker



Tammy Whitehurst
"Joy for the Journey"
You're Invited

By McKinney & Allen Quilt Guilds to our

Friendship Quilters' Luncheon
"Soups, Salads, & Desserts"

Tuesday, February 20th

1:00 - 3:00 pm

First Christian Church

1800 Hunt Street, McKinney Texas

Bring a Friendship Quilt for show and tell!

MCKINNEY QUILTER’S GUILD January 16, 2024

Kathy Chambliss called the meeting order at 1:00 PM, welcome members and visitors.

Roxy Gross – There were 42 members and 6 visitors present.

Suzan Crocker and Bonnie Landon introduced our speaker, Suzi Parrone who did her Barn Quilt Trail presentation by Zoom.

There were no changes or corrections needed for the December minutes or Treasurer’s report – both will be filed for audit.

Jean Ann Clarke – May Mini Madness: donations of small (<24”) items are requested for our MMM auction and sale. Placemats, table runners, wall hangings, seasonal holiday items, bags are all good examples of items that do well. For each item donated, your name will be put in a drawing for a prize in May.

Betsy Whiteman – Sunshine and Shadows: Carolyn Miller’s husband, Curry was placed on hospice. Curry has since passed away.

Carol Surrells – Treasurer’s report: current total will be published in the newsletter. The Guild donated \$715.78 to each of three charities (Samaritan Inn, Community Garden Kitchen and North Texas Food Bank) from money raised from the 2023 raffle quilt.

The proposed 2024 budget is outlined in a handout and open for discussion. Roxy Gross motioned to approve the budget; Bonnie Landon seconded that motion. The budget was approved by a majority show of hands from the members.

Lisa Terry – Educational demonstrations: Nadine Darby will be demonstrating prairie point in March; MJ Fielek will be demonstrating the burrito style pillowcases. If anyone has suggestions for topics or a skill you would like to share, please let Lisa know.

Sharon Wilhelm – pictures still needed for our new members for the yearbook, please try to get one taken or send one to Sharon.

Operation Quilted Comfort – lots of fabric available to make quilts and pillowcases. Hopefully a cutting session and sewing session will be scheduled soon.

Elaine Henry – Project Linus: The chapter made and donated 6711 blankets in 2023. Upcoming events include 3 yards sewing day Sat 2/3 and Make a Blanket day Sat 2/17 in Nevada, please let Elaine know if you would like to attend. Dragonfly quilts still needed for camp. Voting on Project Linus mystery quilts runs from 2/5-2/16; donations to vote are \$1 each with a \$10 minimum. The Community Quilter’s workshop and retreat house are under constructions, will let us know when complete and ready for reservations.

Gisele Oakes – MOW: read a thank you note from Peggy Click with personal thank you’s from clients for the contribution to the Secret Santa bags.

Carolyn Kerr – Ryan’s Cases: the guild donated 472 pillowcases in 2023, lots of kits to come from a generous fabric donation.

Roxy Gross – BOM will be a mystery each month, please let her know if you plan to participate.

Mary Ann Baltzer – Friendship blocks still available to sign, they will be mailed to Kathleen LoSapio.

2024 Raffle Quilt – donated by Sandie Griego; volunteers needed to coordinate ticket sales and travel to other locations. **Mary Ann Baltzer** volunteered to stuff envelopes with tickets for all members.

Outstanding Member Pin – Kathy Chambliss presented Bonnie Longacre with a pin for her generous contributions to the guild.

Show and Tell Door Prizes

Next Meeting: 2/20/24 Friendship Luncheon with the Allen Guild. February birthdays bring salads, Board will provide desserts. Speaker will be Tammy Whitehurst

Meeting adjourned 3:00 pm Minutes submitted by Gisele Oakes, Secretary

TREASURER’S REPORT

January 2024

| | |
|-------------------|--------------------|
| Beginning Balance | \$17,397.43 |
| Deposits | \$ 4,090.00 |
| Distributions | \$ 1,512.64 |
| Ending Balance | \$19,974.79 |

Pass Through \$\$ for Red Boot Retreat \$ 2,750.00
Report submitted by Carol Surrells, Treasurer

Quilting Demonstration

Due to the activities planned for our February meeting, there will be no quilting demo this month.

We have so many talented members in our guild. Please consider sharing a skill in future months, volunteers are still needed. Lisa Terry



“Ryan’s CaseforSmiles”

At the January meeting 33 completed pillowcases were turned in for Ryan’s Caseforsmiles.

The final numbers are in from the National office. There were 162,928 pillowcases delivered which has a value of \$1,955,136.00! A completed pillowcase has a recognized value of \$12 each. Our efforts really add up! So when sewing an individual pillowcase, remember this has value besides meeting the community needs! Your efforts are appreciated!

Carolyn Kerr

**March 19 Program
Karen Styles
The Art Of Slow Stitching**

Karen is from Australia and travels and teaches several different workshops.

Slow Stitching is a craft where ancient practices and creativity collide. Unlike stitching that is used to mend or make a garment, slow stitching is the act of using needle and thread to create art; just as you would paint, draw or sculpt out of clay. It is like hand stitching with a creative purpose. Slow stitching is also used for hand appliqué and paper piecing. Looks much like embroidery with 3-6 strands of embroidery floss.

Suzan Crocker

Safety Recall - Home & Away Travel Steam Iron

As always, the safety of our customers is our absolute priority.

In cooperation with the U.S. Consumer Product Safety Commission (“CPSC”) and Health Canada, Vornado is voluntarily recalling all Steamfast brand Home and Away Steam Irons (Model Nos. SF-717, SF-720, or SF-727), and Brookstone Steam Bug Travel Steam Irons (Model 606335) because the power cord can become damaged near the cord bushing, which can lead to overheating of the cord, posing fire and burn hazards. In addition, cord damage near the bushing can result in exposed copper wires, posing a shock hazard. If you have a recalled Steamfast iron, please stop use immediately and follow the steps described below to participate in the recall.

Please note this is an expansion of the recall originally announced on April 27, 2023. If you previously determined that your Steamfast iron model SF-717, SF-720 or SF-727 was not part of the recall, be advised that it is now recalled.

You can find the model number and production date code on label on back of product, as shown below.

To determine whether your travel iron is recalled, please check your product through our online recall registration system below. To participate in the recall and receive a refund or free replacement, you must register online. Do not return your travel iron to the store where purchased.

The refund is based on the average purchase price of the model, unless you can provide a valid proof of purchase Below is chart showing the refund amounts by model: find the model number and production date code on label on back of product, as shown in red boxes below.

| | | | |
|---------|---------|---------|----------------------------------|
| SF-717 | SF-720 | SF-727 | Brookstone Steambug Model 606335 |
| \$19.99 | \$24.99 | \$13.44 | \$19.99 |

*The refund for SF-727 Dual Voltage model produced in 2017 is \$19.99.

Please start your product registration below or contact us directly if you have any questions or concerns. You can reach the Vornado Recall Team at 866-827-3362 Monday – Friday 8:00 am – 5:00pm CST in the US and Canada. Please start your product registration below or contact us directly if you have any questions or concerns. You can reach the Vornado Recall Team at 866-827-3362 Monday – Friday 8:00 am – 5:00pm CST in the US and Canada. Please start your product registration below or contact us directly if you have any questions or concerns. You can reach the Vornado Recall Team at 866-827-3362 Monday – Friday 8:00 am – 5:00pm CST in the US and Canada





We need your picture..

We are putting our directory/yearbook together with your face and name together. Please check the pages to see if we have your information and picture correct. Donna and Betsy, photographers, will have a table set up to take your picture for our directory/yearbook OR you may send your photo (jpeg or PDF) to sharonwilhelm@tx.rr.com or 972-743-3575.



17811 Davenport Rd. Suite 38
 Dallas, TX 75252
info@sewletsquiltit.com
www.sewletsquiltit.com

972-661-0044

- Fabric and Notions
- Custom & Edge-to-Edge Quilting
- APQS Machine Training & Rental
- Upcoming Classes:
 - Intro to Improv
 - Funky Dresdens
 - Bag-making Basics



- Solids
- Grunge
- Thatched
- Widebacks
- Minky
- Creative Grids Rulers
- Aurafil Thread
- King Tut Thread
- By Annie Supplies
 - Mesh
 - Fold-Over Elastic
 - Zippers
 - Hardware
 - Quilter's Dream Batting



Newsletter Submissions Deadline: 1st Thursday. Please submit or contact your newsletter editor.


Advertising Rates

| | |
|----------------------------------|---|
| Business Card (3 1/2" x 2") | \$ 6.00/month or \$12.00/quarter (3 consecutive mos.) |
| Quarter Page (4 1/4" x 5 1/2") | \$10.00/month or \$24.00/quarter (3 consecutive mos.) |
| Half Page (5 1/2" x 8 1/2") | \$15.00/month or \$36.00/quarter (3 consecutive mos) |

Format: Microsoft Publisher or Word, PDF or JPEG.

Contact the Newsletter Editor Sharon Wilhelm 972-424-7791 or sharonwilhelm@tx.rr.com
 Payment to McKinney Quilters Guild and Mail to Sharon Wilhelm, 1809 Midcrest Dr, Plano, Tx 75075

Quilt Hangers



By Quilt Ideas

*Quilt Hangers
& Accessories Div.*

1809 Midcrest Drive
Plano, Texas 75075
Phone 972-424-7791
Email: patterns@quiltideas.com

Save These Dates....
Quilters Guild of Dallas Show
Market Hall March 15 & 16, 2024
Booths 100-102

Loren & Sharon Wilhelm

Pinkeys Too Quilt Shop

1300 W Audie Murphy Pkwy #1,
Farmersville, TX 75442

[972\) 784-3080](tel:9727843080)

Pinkeystoo.com

Monday 10am - 5pm
Tuesday 10am - 5pm
Thursday 10am - 5pm
Friday 10am - 5pm
Saturday 10am - 2pm
Wednesday & Sunday Closed

- McKinney Quilter's Guild: 2024 Officers

| | |
|--|--------------------------------|
| President: Kathy Chambliss mckinneyquiltersguild@gmail.com | C/214-395-2154 |
| Vice President: Suzan Crocker mckinneyquiltersguild@gmail.com | C/469-964-4566 |
| Secretary: Gisele Oakes mckinneyquiltersguild@gmail.com | C/817-966-8445 |
| Treasurer: Carol Surrells mckinneyquiltersguild@gmail.com | C/214-697-5318 |
| Membership: Roxy Gross mckinneyquiltersguild@gmail.com | C/805-857-8788 |
| Education: Lisa Terry mckinneyquiltersguild@gmail.com | C/469-733-6394 |
| Information Officer/Newsletter: Sharon Wilhelm mckinneyquiltersguild@gmail.com | 972-424-7791 C/972-743-3575 |
| Webmaster: Bonnie Landon mckinneyquiltersguild@gmail.com | C/214-707-6745 |

2024 Committees and Chairpersons

Block of the Month-Roxy Gross

Christmas Luncheon-Cynthia Kullberg, Diane Taylor, & Mary Marrone

Door Prizes-Malinda Krzyzanowski & Deb Merrill

Education -Lisa Terry

Facilities -Guild Members

Friendship Blocks - Mary Ann Baltzer

May Mini Madness -Jean Ann Clarke, Chairperson—Sue Burt, Melissa Hoffman, Ronnie Stone & Bonnie Landon (pricing).

Meals on Wheels -Gisele Oakes -Harvest Boxes and Santa Bags

Membership -Roxy Gross

Name Tags -Roxy Gross

Newsletter, Publicity -Sharon Wilhelm

Operation Quilted Comfort/Veterans- Sharon Wilhelm & Gisele Oakes

Photographer -Donna Mikesch & Betsy Whiteman

Programs, Workshops, & Facilities Suzan Crocker -Chairperson

Project Linus -Elaine Henry

Raffle Quilt 2024 -Open

Retreat/Spring -Red Boot Retreat- Hillsboro, Tx Carol Surrells & Lisa Terry

Retreat/Fall -Stitchin' Heaven, Quitman, Tx -Cynthia Weisz -Chairperson -Paula Washler & Marjy Duncan

Retreat/ Day -Open

Ryan's Case for Smiles -Carolyn Kerr, Chairperson - Mary Shannon

Sunshine and Shadows -Betsy Whiteman

UFO Projects -Candy Koharchik

Ways and Means -Officers

Website-Bonnie Landon

Yearbooks/Directory -Sharon Wilhelm

February Birthdays
(Please bring a salad to the February Luncheon.)

| | |
|----|--------------------|
| 9 | Nadine Darby |
| 12 | Roz Constant |
| 17 | Kathy Chambliss |
| 18 | Carol Anne Johnson |
| 22 | Candy Korharchik |
| 25 | Cynthia Weisz |
| 26 | Bertie Ferrell |
| 26 | Mary Ann Baltzer |
| 27 | Lillian Hughes |

March Birthdays

| | |
|----|-------------------|
| 6 | Martha Jones |
| 6 | Sherry Moyer |
| 11 | Susan Marshall |
| 15 | Pat Miller |
| 31 | Gwen Alford |
| 31 | Barbara Darringan |

pageborders.org

“Greeters of the Month”

1. This is a one-time thing to volunteer for.
2. Be at the front table where the sign in sheets are.
3. Greet all members and visitors.
4. Help get the handouts to the visitors and new members that are available that month.
5. Hook up the visitor with a member that can sit with her to answer questions.
6. Reminder will be in the monthly Newsletter who will serve that month.
7. Email will be sent also as a reminder who is on duty that month.
8. August, September, October, and November are open.

Contact Sharon W or Roxy Gross.

January Door Prize Donors
We Appreciate You!

Thank you to our Guild Members and to our sponsors! Also to Malinda and Cynthia for the gathering! And always thank the Quilt Shops for their generous gifts to our guild.

Best Little Retreat Center In Dallas Tx
Box Car Quilts, Aubrey, Tx
Downtown Dry Goods, McKinney, Tx
Minding My P’s & Q’s, Denton, Tx\
Pinkeys Too, Farmersville, Tx
Quilt Country, Lewisville, Tx
Urban Spools, Dallas, Tx
Malinda Krzyzanowski and Deb Merrill

Sunshine and Shadows
Thanks everyone for the continued prayers for our members and families.

Sunshine

Shadows
Nadine Darby's husband, Doug, is having knee replacement surgery on February 15th.

Carolyn Millers husband, Curry passed away. Funeral info pending.
Betsy Whiteman, Chairperson

Alert! Alert! Membership Renewals

We currently have 72 paid 2024 members and 39 members from 2023 that need to renew. This will be your last newsletter and to be able to be in the Directory/Yearbook which will come out in March. We'll send you a membership form roxygross6@gmail.com sharonwilhelm@tx.rr.com
Sharon Wilhelm Newsletter Editor

February Block of the Month: Hearts

February is the month of hearts, valentines, and friendship. It only makes sense for the Block of the Month in February to be hearts. You will need one heart block for each quilt top you are making. Remember, the color palette is your choice, but it looks great in red, white & blue for our Veterans.

Fabric Needed:

Red: cut four 3 ½" x 6 ½" red rectangles.

Blue: cut four 3 ½" x 6 ½" blue rectangles.

Background: cut sixteen 2" x 2" rectangles, eight 3 ½" x 3 ½" squares.

One 2 ½" x 12 ½" rectangle

Draw a diagonal line on the back of each background square.

You will be making 4 hearts: two red and 2 blue (or you can make them all one color or scrappy.)

Left side of the heart:

Align a 2" x 2" background square right-side-down on the upper left corner of a colored rectangle with the marked line oriented as shown. Sew on the marked line, trim excess fabric, and press.

Sew a 3 ½" background square to the bottom of the left-side rectangle, position its marked line as shown.

Sew on diagonal line, trim the excess fabric and press.

Right side of the heart:

Align a 2" x 2" background square right-side-down on upper right corner of the rectangle and sew on the diagonal line. Trim excess fabric and press.


Sew a 3 ½" background square on the bottom right side, trim, press the seam allowance in the opposite direction you pressed in the left block half for less bulk.

Sew the two heart block halves together vertically to complete the block.

Press. The heart quilt block should measure 6 1/2" x 6 1/2."

Repeat to make four heart blocks.

Sew together as shown (or all four up) to form a 12 ½" x 12 ½" heart block.



Sew a background strip (2 ½" x 12 ½") to the top of the heart block.



The next event for Project Linus is Camp Dragonfly blankets *needed by the February meeting*. Any dragonfly print or embroidery is acceptable for the larger quilts 48 x 52 or more. These will go to children who have a family member who perished in the military service.

Our Collin, Cooke, Grayson, Rockwall chapter concluded 2023 with over 100,000 blankets donated since beginning in 1994. Thanks, Elaine Henry

2024 McKinney Quilters Guild Committee Chairpersons

Christmas Luncheon

Cynthia Kullberg
Mary Marrone



Block of the Month

Roxy Gross



Door Prizes

Malinda K & Deb Merrill



Friendship Blocks

Mary Ann Baltzer



May Mini Madness

Jean Ann Clarke




Meals on Wheels

Gisele Oakes



Operation Quilted Comfort—Veterans

Sharon Wilhelm,
Gisele Oakes



Photographers

Donna Mikesch,
Betsy Whiteman



Project Linus

Elaine Henry



**Retreat—Spring
Red Boot Retreat**

Carol Surrells Lisa Terry



**Retreat—Fall
Stitchin
Heaven**



**Ryan's
Casesforsmiles**

Carolyn Kerr



**Sunshine &
Shadows**



UFO Projects

Candy Koharchik



Yearbook/Directory

Sharon Wilhelm



Volunteer Opportunities Await Your Help!

We have posted all the committees and the chairperson(s) for you to get to know names and faces. Another thing is for you to get involved and helping in one or more of these committees. You get to know more of us on a small scale. Some of these committees are a ONE TIME THING. You really get more out of any organization when you are a participating part and we really need you besides that.

Let's get Creative!

May Mini Madness Silent Auction (at the regular May meeting)

Please start to think about what you would like to make to donate. There are many great ideas online and we will have an idea sheet for you to peruse for ideas also. **These are 'Mini' quilts which are no more than 24" on any side and can have a hanging sleeve, please label with the maker's name, title, and year on the back. The mini quilts should also be quilted by hand or machine- not tied.** Quilted table runners, placemats, baby quilts, purses and tote/book bags would also be great these will be at a buy now price. Think of Christmas shopping and gift giving, handmade gifts are the best. They are more personal. The best sellers are holiday themed, i.e. Christmas and Halloween. Each item you donate puts your name in for a prize to be drawn at the May meeting. More details to follow.

It's for a great cause-our main fund raiser for the McKinney Quilt Guild, so we would like to have a lot of participation, and your best work. This pays for our speakers and programs for the year.

Let's start a bidding war! Bring in your finished Mini quilts for show and tell when you finish them in February, March and April, let people know they will be in the silent auction in May and then give them to Jean Ann Clarke. Invite your friends and family to the May meeting, there will be invitations to hand out starting in April.

Jean Ann Clarke, Chairperson



*McKinney Quilters Guild
2024 Raffle Quilt*

*"The Queen & Her Court II"
By Wing and a Prayer design
96" x 108"*

***We need a Committee Chair** to set up meetings to show and sell tickets. We need the committee to order tickets, sort, distribute and manage cash.*

This money is distributed to community service organization in McKinney.

Raffle Tickets \$1.00 or 6 for \$5.00.

Show & Tell



Things to Remember to Bring

- *Membership Renewal NOW to be in directory/yearbook. 2024 Forms at the sign in table and on website under "More".*
- **February Birthday Girls** remember to bring salads.
- **Officers** bring desserts.
- *Keep a list of your volunteer hours to turn in at each meeting to help reach our **Goal of 11,000 hours** for 2024.*
- Turn in your **pillowcases** for Ryan's Categories to Carolyn Kerr.
- Come prepared to have your picture made for our directory, if you have not.
- If you have any items you'd like to donate for door prizes, please bring them to the meeting (s)) and we'll make bags to regift them out to members.
- **Sue Burt February Greeter**
- Don't forget to bring your **Show and Tell Friendship Quilts**.

UFO Challenge 2024

UFO Challenge! If you are interested in participating, please see me at the Feb. meeting to signup. You may also text me at 214-585-1317. Just be sure to sign your name to the text so I know who you are. Prize drawing at December meeting. Thanks

Candy Koharchik at
musicalrosary@tx.rr.com.
 Or call 214-585-1317.

It's **VERY** important!!!



If you haven't already, renew your guild membership **today!**

We want you listed in the 2024 yearbook!

For only \$35 /year you get:
 Programs, Speakers, Newsletters!
 New ideas, New patterns, New techniques!
THE BEST QUILTING FRIENDS!
 Please join us!

Renewing your Membership?
 Send \$35 membership fee to:
 Roxanne Gross
 1500 Country Walk Dr, McKinney TX 75051



Spring Retreat Information
Red Boot, May 1 - 5, 2024
19 HCR 1309, Hillsboro, TX 76645

The Red Boot Retreat is now full. If you would like to be placed on a wait list in case someone has to drop out, please contact Lisa Terry at 469-733-6394 or Carol Surrells at 214-697-5318.

The retreat will begin at 12:00pm on Wednesday, May 1st, and will end on Sunday, May 5th at 12:00pm. The cost of \$400 per person includes the 4 nights stay and 11 meals beginning with dinner on Wednesday. There is a continental breakfast each morning as well as lunch and dinner served on Thursday, Friday and Saturday, and Brunch at 9am on Sunday.

Lisa Terry & Carol Surrells