

THE QUILTING TIMES



Hello quilters,

I hope everyone had a meaningful and wonderful Thanksgiving. 2023 is coming to an end. We will celebrate a very successful year for the guild at our upcoming December luncheon. As I reflect back, I think about all the great programs, demonstrations, speakers, charity work, and accomplishments we have had. But I think all of you, both the new and old members, bring the greatest joy to me. I am thoroughly enjoying getting to know so many of you. We have a dynamic, caring, talented, generous spirit about us. Thank you for making this such a wonderful experience for all of us. In a world that sometimes seems broken, this guild is a shining star.

Please plan on joining us Tuesday, Dec 19 for our luncheon. Come celebrate each other and all the great experiences ahead of us.

Happy quilting! Kathy

**Next Meeting
December 19, 2023**

**Doors Open 12:00
Meeting 1:00-3:00**

**First Christian Church
1800 W. Hunt St.
McKinney, Tx**

INSIDE THIS ISSUE:

Advertisers/Rates	4,6,7
Birthdays	5
Block of the Month	7
Committees	3,5,6,7
Content	1
Door Prizes	5
Education Demos	7
Minutes	2
Mtg Time & Place	1
Newsletter Dead-	4
Officer List	6
President Letter	1
Programs	1,7
Pictures	4
Ryan's Cases	7
Secret Santa Bags	5
Show and Tell	3
Sunshine & Shadow	5
Treasurer Report	2
UFO Projects	8
Veteran Quilts	3
Welcome New Members	8
What To Bring	8

Holiday Luncheon
December 19, 2023 Time 1PM to 3PM

Please come to our annual luncheon filled with food and fellowship. The guild will provide the meat course and we ask that if your birthday is July or December you bring a dessert. For everyone else please bring a side dish. We realize that this is a busy time for everyone but hope that you can fit this into your busy schedule.

*If you have any questions, please call
Suzan Crocker 469-964-4566.*

McKinney Quilter's Guild November 21, 2023

Kathy Chambliss – Called to Order at 1:00 PM

Welcome all members and visitors

Karletta Pruszynski: 61 members present and 6 visitors, service hours recorded to date: 8778.25

No changes or corrections made to the October meeting minutes or Treasurer's report, filed for audit.

Betsy Whiteman and Lonetta Ingram, Sunshine and Shadows: Valeri Morris' mother passed away, Candy Koharchik's husband dealing with recurrence of cancer.

Cynthia Kullberg: the nominating committee presented the proposed slate of officers for the 2024 year.

Kathy Chambliss, President

Suzan Crocker, Vice-President

Carol Surrells, Treasurer

Gisele Oakes, Secretary

Roxy Gross, Membership Officer

Sharon Wilhelm, Information Officer

Lisa Terry, Education Officer

All members were approved by a show of hands by the members present.

Carol Surrells – Treasurer's report: current balance of \$19,293.82 (\$2031 for the raffle quilt).

Lisa Terry: upcoming demos scheduled: Sharon Wilhelm, applique - January; Nadine Darby, prairie points – March; MJ Fielek, pillowcases (TBD)

Candy Koharchik: UFO contest, will take updated information until December 15th.

Betsy Whiteman – available to take pictures of new members for the directory

Diane Taylor – tickets sales going well for the Garden Party raffle quilt, will continue to be sold until drawing done in December.

Charities: Pillowcases for Ryan's Smiles – another 40 turned in this month

Sharon Wilhelm – will be taking projects to Bonham on November 29th.

Mary Ann Baltzer – Friendship blocks – be sure to sign a block, even if you didn't make any, blocks will be sent to Kathleen LoSapio in January.

Suzan Crocker – Christmas luncheon set for 12/19. Members with birthdays in July and December are asked to bring desserts, all others a side. Guild will provide the meat.

Storage Unit Rental – the board is discussing renting a storage unit to gather all of the Guild's possessions into one location accessible to all. If you have items you need to store that belong to the Guild, please let a board member know so we can start an inventory.

Suzan Crocker - Introduced our guest speaker:

Allison Bayer, My Scrappy Life

Show and Tell

Door Prizes

Next meeting: December 19th, the Christmas Luncheon

Meeting adjourned at 2:50 PM, minutes submitted by Gisele Oakes, Secretary

TREASURER'S REPORT

November 2023

Beginning Balance	\$19,293.82
Deposits	\$ 304.00
Distributions	<u>\$ 338.31</u>
Ending Balance	\$19,259.51

\$\$ Collected for Raffle Quilt **\$ 2,211.00**
Report submitted by Carol Surrells, Treasurer

FYI All 2023 Receipts need to be turned in by Dec 19, 2023.

Operation Quilted Comfort for Veterans

See how much you all accomplished in honor of our service men and women in Bonham.

We donated the following in November...

57 Quilts (14 quilts were made from the patriotic BOM and 2 larger quilts that Bonnie Longacre made and contributed), 151 Pillowcases (Bonnie Longacre made 10 a month totaling 120), 11 Laundry Bags

Miscellaneous Cards, Books, Colors, pens, pencils, notebooks, pads, games colored pencils and puzzles.

We received a Thank You.

“It is through the efforts of community partners like you that allow us to continue the quality care and services that we seek to provide for our deserving Veterans. We look forward to the opportunity to work with you again for future events. Thank you for your continued support.”

Tina McDaniel, Specialist, Center for Development & Civic Engagement





Say "Cheese"!

We are taking pictures of our new members to put a name and a face together. Donna and Betsy will have a table set up and take your picture for our directory/yearbook OR you may send your photo (jpeg or PDF) to Sharon.

sharonwilhelm@tx.rr.com or 972-743-3575

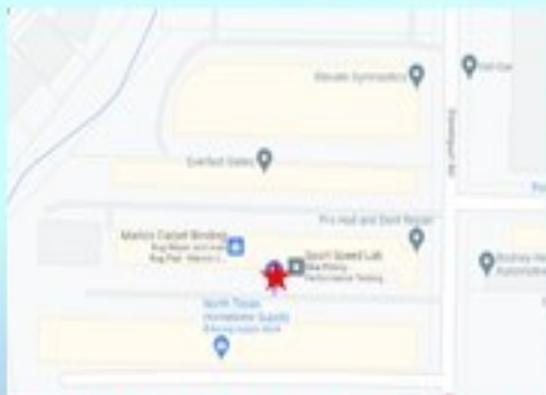
Donna Mikesch and Annalee Smith, Photographers



We have moved!

972-661-0044

- Come see us at **17811 Davenport Road, Suite 38, Dallas, TX 75252** for all your longarm quilting needs!
- Our new location has a limited selection of inventory including



- Quilter's Dream Batting
- Selection of wide-back fabric
- Binding by the Yard
- Small selection of Blender fabric

Open to public starting October 2, 2023!

Website will be updated soon!

17811 Davenport Road, Ste 38 | Dallas, TX 75252 | info@sewletsquiltit.com | www.sewletsquiltit.com

Newsletter Submissions Deadline: 1st Thursday. Please submit or contact your newsletter editor.

Advertising Rates

Business Card (3 1/2" x 2")	\$ 6.00/month or \$12.00/quarter (3 consecutive mos.)
Quarter Page (4 1/4" x 5 1/2")	\$10.00/month or \$24.00/quarter (3 consecutive mos.)
Half Page (5 1/2" x 8 1/2")	\$15.00/month or \$36.00/quarter (3 consecutive mos)

Format: Microsoft Publisher or Word, PDF or JPEG.

Contact the Newsletter Editor Sharon Wilhelm 972-424-7791 or sharonwilhelm@tx.rr.com

Payment to McKinney Quilters Guild and Mail to Sharon Wilhelm, 1809 Midcrest Dr, Plano, Tx 75075



December Birthdays
(Bring Desserts)

5 Mary Shannon
8 Peggy Burrell
11 Annalee Smith
14 Paula Washler
18 Joe Henry
19 Judy Williamson
23 Lonetta Ingram
25 Sandra Genovese
28 Karen King
28 Malinda Krzyanowski



January Birthdays

5 Melinda Segal
6 Sharla Brockway
17 Joann Sams
22 Paula Smith
23 Sharon Pumbroeck
29 Roxanne Garrett
30 Donna Sluder
31 Michelle Parker



**Meals On Wheels—
Secret Santa Bags**

Peggy Click from Meals on Wheels was at the November meeting to deliver client requests for Secret Santa Gift Bags. 36 Client requests were picked up and all beautiful filled bags were returned.

Thank you for your continued generous support of those that don't have the family or friends to visit or provide joy during the holiday season.

Gisele Oakes, Chairperson



**Door Prize Donors
We Appreciate You!**

Our Donations for our Door Prizes are overflowing!

Thank you to our Guild Members and to our sponsors! Also to Malinda and Cynthia for the gathering! And always thank the Quilt Shops for their generous gifts to our guild.

Best Little Retreat Center In Dallas Tx
Box Car Quilts, Aubrey, Tx
Downtown Dry Goods, McKinney, Tx
Fabric Fanatics, Plano, Tx
Fabrics 4 You, Seagoville, Tx
Kaleidoscope Quilts, Whitesboro, Tx
Minding My P's & Q's, Denton, Tx
Quilt Among Friends, Arlington, Tx
Quilt Asylum, Denison, Tx
Quilt Country, Lewisville, Tx
Sharon Holiday, Sourdough Quilts
The Old Craft Store, Carrollton, Tx

Sunshine and Shadows

Thanks everyone for the continued prayers for our members and families.


Sunshine

It seems all are recovering from their surgeries.


Shadows

We extend our sympathy to Valeri Morris and family on the passing of her mother.

Candy Koharchik's husband is dealing with a recurrence of cancer.



Quilt Hangers



By Quilt Ideas

**Quilt Hangers
& Accessories Div.**

1809 Midcrest Drive
Plano, Texas 75075
Phone 972-424-7791
Email: patterns@quiltideas.com
Websites: www.quiltideas.com

Loren & Sharon Wilhelm

Pinkeys Too Quilt Shop

1300 W Audie Murphy Pkwy #1,
Farmersville, TX 75442

[972\) 784-3080](tel:9727843080)

Pinkeystoo.com

Monday 10am - 5pm
Tuesday 10am - 5pm
Thursday 10am - 5pm
Friday 10am - 5pm
Saturday 10am - 2pm
Wednesday & Sunday Closed

McKinney Quilter's Guild: 2023 Officers

President: Kathy Chambliss mckinneyquiltersguild@gmail.com	214-395-2154
Vice President: Suzan Crocker mckinneyquiltersguild@gmail.com	469-964-4566
Secretary: Gisele Oakes mckinneyquiltersguild@gmail.com	817-966-8445
Treasurer: Carol Surrells mckinneyquiltersguild@gmail.com	214-697-5318
Membership: Karletta Pruszynski mckinneyquiltersguild@gmail.com	C/214-394-1390
Education: Lisa Terry mckinneyquiltersguild@gmail.com	C/469-733-6394
Information Officer/Newsletter: Sharon Wilhelm mckinneyquiltersguild@gmail.com	972-424-7791 C/972-743-3575
Webmaster: Bonnie Landon mckinneyquiltersguild@gmail.com	214-707-6745

2023 Committees and Chairpersons

Block of the Month-Roxy Gross/Bertie Ferrell

Christmas Luncheon-Suzan Crocker

De-Stash Your Stash Jean Ann Clarke-Chair, w/Melissa Hoffman, & Deb Merrill.

Sweets & Salads- Mary Marrone, Chair & Suzanne Powell helping

Door Prizes- Cynthia Kullberg and Malinda Krzyzanowski

Education -Lisa Terry

Facilities - Guild Member

Friendship Blocks - Mary Ann Baltzer/Bertie Ferrell

Meals on Wheels -Gisele Oakes -Harvest Boxes and Santa Bags

Membership - Karletta Pruszynski

Newsletter, Publicity and Yearbook/Directory - Sharon Wilhelm

Operation Quilted Comfort/Veterans
Sharon Wilhelm/Gisele Oakes

Photographer - Donna Mikesch/Annalee Smith

Programs, Workshops, & Facilities
Suzan Crocker -Chairperson

Project Linus - Elaine Henry

Raffle Quilt 2023 - Elaine Henry & Comm.

Retreat/Spring - Red Boot Retreat- Hillsboro, Tx Carol Surrells & Lisa Terry

Retreat/Fall - Stitchin' Heaven, Quitman, Tx Suzan Crocker - Chairperson

Retreat/ Day - Open

Ryan's Case for Smiles - Carolyn Kerr

Sunshine and Shadows - Lonetta Ingram/Betsy Whiteman

UFO Projects - Candy Koharchik/Bertie Ferrell

Ways and Means - Officers

Website Bonnie Landon

Block of the Month 2024

Fabric Needed

The Block of the Month for 2024 will be a mystery quilt. It is designed to be a patriotic quilt using red, white, and blue but feel free to choose your own color palette. The fabric needed specifications are if you follow the instructions given each month. You can alter the fabric colors, make it scrappy or change any of the designs to one you prefer. This will, of course, affect the fabric needed.

I happen to have a Wilmington patriotic layer cake and used about half of it, along with some fabric in my stash, to complete the quilt. One caution, you will need a 2 ½” x WOF in both red and white.

The finished quilt will measure 46.5” x 48”. You can alter the last row to larger blocks if you wish to make a bigger quilt. Just remember to include those blocks in the fabric requirements.

You will be making the blocks and then putting them together to make the quilt top.

Fabrics Needed:

Background (light) 1-2/3 yd, Red 3/4 yd, Blue 1/2 yard, Dark Blue FQ, White 1/4 yard
Green FQ, Yellow FQ, Brown F8. Scraps will work for these colors.

I hope you enjoy making this quilt. Your participation is much appreciated for our Veterans program.
Happy Sewing, Roxy

“Ryan’s Caseforsmiles”



HELPING KIDS
FEEL BETTER TO HEAL BETTER



November was a busy month for Ryan's Caseforsmiles! Many pillowcases were completed and thanks to Mary Shannon for providing kits and gathering the completed kits at the meeting. The final yearly totals and other specifics will be published in January. We did have the opportunity to respond to a quick request for Christmas pillowcases in late November. It looks like this outpatient facility will be requesting seasonal pillowcases, so please keep that in mind if you have any appropriate juvenile fabrics in your stash!

Thank you Quilters! Carolyn Kerr


Quilting Demonstration

Due to the activities planned for our December meeting, there will be no quilting demo this month.

We have so many talented members in our guild. Please consider sharing a skill in future months, volunteers are still needed.
Lisa Terry

*Do What You Can
With What You Have
Where You Are*

January 2024 Program -Suzi Parron is our January speaker.



Her program which will be by zoom is about Barn Quilts and the American Quilt Trails. Through dozens of interviews with barn artists, committee members, and barn owners Parron documents a journey that began in 2001 with the founder of the movement, Donna Sue Groves. Groves's desire to honor her mother with a quilt square painted on their barn became a group effort that eventually grew into a county-wide project. Today, registered quilt squares form a long imaginary clothesline, appearing on more than three thousand barns scattered along one hundred driving trails.

Things to Remember to Bring

- *Keep a list of your volunteer hours to turn in at the December Meeting to help reach our Goal of 10,000 hours for 2023.*
- Turn in your **pillowcases** for Ryan's Case For Smiles to Carolyn Kerr.
- **Bertie Ferrell November Greeter**
- Don't forget to bring your **Show and Tell Quilts**.
- **July & December Birthday Girls** remember to bring desserts for the party.
- All other members bring side dishes.
- If you are storing any of the guilds retreat items ie. Irons, ironing boards, etc please make a list and give to one of the officers.

UFO's? Me Too!

UFO challenge- 18 people originally signed up. About 6 people are giving me regular updates, don't know yet how many people I will have qualified for the December drawing.

Candy Koharchik

musicalrosary@tx.rr.com;

214-585-1317 (cell)

Free Patterns

Here are two free patterns you can use when working on Community Service projects:
www.mckinneyquiltersguild.net/more

[Easy Pillowcase Pattern Attached](#)

Direction 61:3 Twin Quilts w/Pillowcases for Girls

I took 12 complete sets out to the Farm (Direction 61:3 main office) December 11 and I know 3 more are in the works. She will take pictures at their dinner tomorrow so we can get pictures to put in next month's newsletter.
Gisele Oakes, Coordinator

Helpful Hint!

Look through your stash of quilt magazines and books for inspiration. Use this method cautiously, though; it might set you off on a tangent that will get you started on yet another project before you've finished the one at hand.

Community Service Hours Report

At the November MQG meeting there were 61 members and 6 visitors present. There were 2 new members added to the roster. The volunteer hours reported with a total for the year so far 8778.25. Still have a little way to go to reach our 10,000. Great Job!!!

Karletta Pruszynski, Vice President Membership

New Members Welcome Meeting

In November before the November guild meeting we had a great turn out to welcome all our new members that have joined since January. They will be introduced to each of the McKinney Quilt Guild officers and learn about their duties along with the opportunities for guild members to participate on the various committees.

Karletta Pruszynski, Vice President Membership

Fun! Fun! Fun! Quick & Easy Pillowcase

These instructions are for one standard size pillow (approximately 32" x 20")

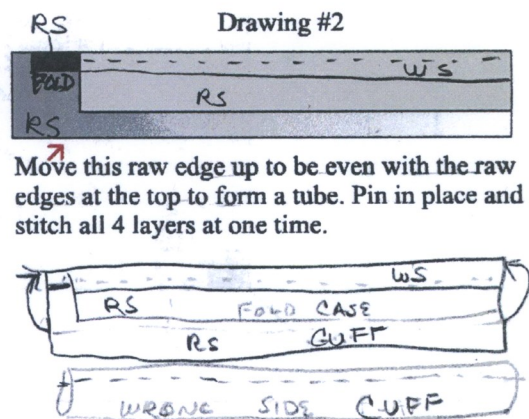
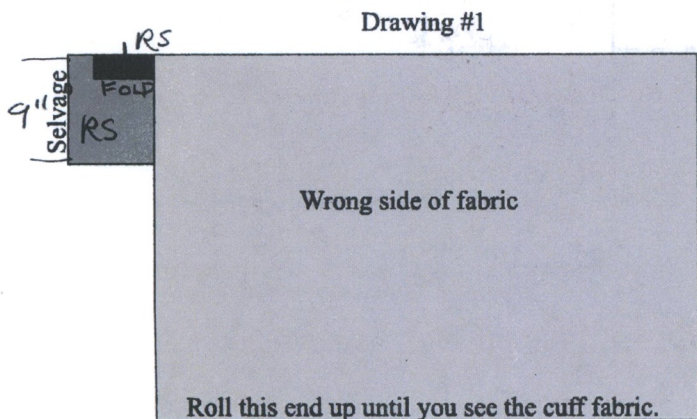
Fabric Requirement:
Main fabric (body) of pillowcase - 3/4 yard
Cuff of pillowcase - 1/4 yard
Accent strip - 1/8 yard

Instructions:

1. Trim the 1/8 yard of fabric to 2" width. Fold the accent in half lengthwise, wrong sides together and press.
2. Trim to even the long edges of the cuff. Lay the cuff fabric right side up with selvages going down the side. Place accent strip on cuff with raw edges even on upper long side. (See Drawing #1)
Lay the main fabric right side down and line up the raw edges along the top. (Drawing #1)
3. From the opposite end, (or bottom) roll the edges of the main fabric until the cuff shows. (Drawing #2)
4. Bring up the bottom cuff raw edge, aligning with the top edges and enclosing rolled up main fabric. Pin in place. This will form a tube.
5. Stitch across the pinned seam.
6. Reach inside the tube and pull out the main fabric. Press. Trim excess fabric along side.

For beautifully finished seams:

7. Turn **right** side out and stitch a scant 1/4" seam across bottom (opposite cuff) and down the side.
8. Turn **wrong** side out and stitch a 1/2" seam along bottom and side.



Happiness Is...Quilting! 211 N. Kentucky St. McKinney, TX 75069 (972) 542-8839
www.happinessisquilting.com